



37th Annual

Lace Day

Lost Art Lacers 2023

<http://www.lostartlacers.org>

Saturday, Sunday, Monday
March 11, 12, 13

Snow Date: March 18, 19, 20

Saturday, March 11, 2023 9:00 am to 5:00 pm
Open to the Public

Harmony Lodge #8, 519 Rte. 206, Newton (Andover Twp), New Jersey

Lace Making Suppliers

Van Sciver Bobbin Lace Designs by Marguccio Karey Solomon
&

*Special Consignments
from*

Check this out!!

Check this out!!

Master Woodworkers John Aebi and Richard Pikul

Lace Making Demonstrations and "Try-Me" Table
Lace Exhibits

Bring your own lunch on Saturday. Coffee, tea, water provided.

Please bring a mask because some vendors WILL ask you to wear it.

Lace Classes on Saturday, Sunday, Monday, March 11 -13, 2022

Adult Beginning and Continuing Lace Classes on Saturday 2:00 to 5:00

Adult Lace Workshops on Sunday, March 12, 9:00 to 4:00

and Monday, March 13, 9:00 to 4:00

(Pre-Registration is Required. Lunch provided on Sunday and Monday.)

Saturday classes = \$35, Sunday classes = \$80, Monday classes = \$80

Bobbin Lace Classes

Idrija, Beginning and Continuing

Saturday, Sunday, Monday

Allie Marguccio, teacher




Idrija is a continuous tape lace that has been taught in Slovenia for 300 years. Beginners will make this beautiful 3-D *Butterfly* which covers all the basic corners with 5 pair of bobbins and optional rice-shaped beads. It can be worn as a pin or a hair clip. Intermediate students will make Allie's original design, *Window Garden*. Using up to 8 pair of bobbins, this piece is fun worked in color shading and you can learn how to add and remove colored threads in Idrija. Advanced students may make a decorative motif learning advanced techniques. Allie's instructions will be sent to all her students on registering.




Flanders, Schneeberger and UFOs, Oh My!

Saturday, Sunday, Monday

Pat Morris, teacher





Flanders is a lovely lace with a background that looks like a caned chair seat and has dense linen motifs sometimes outlined with a gimp. Instead of just two pairs to make a stitch, Flanders ground is made by using 4 pairs for each stitch. Beginning students will make a sample that has all the basic skills, moving on to a small square. Intermediate students will make one of Kumiko's small mat edgings that was featured in the Kantcentrum's *Tourmaline*. Patterns will be sent prior to class for pricking with instructions for winding bobbins.



Schneeberger is a delightful bobbin lace for small motifs using a braided edge. Basic torchon skills required. Students will choose from several motifs. Patterns and instructions will be sent prior to class.



UFOs



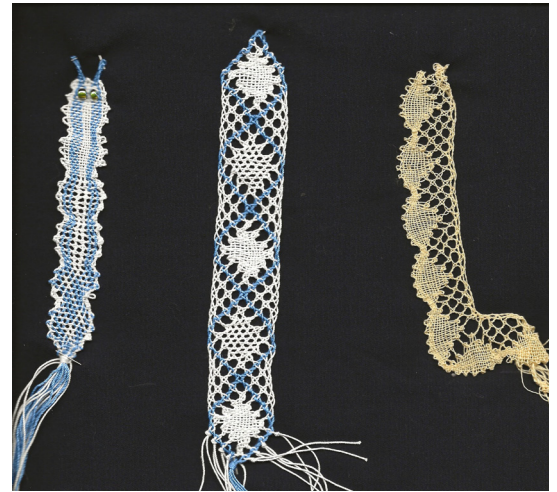
Want to start the new year right by cleaning off those pillows that have had a pattern and bobbins hanging on for far too long? Are you hung up on a particular place in the pattern or just need a little nudge? We can take care of that.

"Help! What do I do now?"

Beginning Bobbin Lace

Barbara Saltern, teacher
Saturday, Sunday, Monday

Have you always admired lace and wondered how you could make it? For those with no or limited experience with bobbin lace, this class is for you. Find out how to make this wonderful art form as well as so many of the details that are not necessarily available in a book. Barbara has excellent lace skills and has taught bobbin lace many times. Kit with basic equipment and pattern is available for an extra fee of \$25.00



Tatting Classes

Tatting, Beginning and Continuing

Karey Solomon, teacher
Saturday afternoon

“Have a Heart Bookmark”

Creating a tatted bookmark on a metal finding is the introduction to tatting class, either needle or shuttle. The original design is worked in size 10 thread, shuttle or size 5 needle. Karey will have the metal heart for each student. Participants would also need a size 11 or finer crochet hook and a size 24 needle. Karey will have needles, shuttles, and threads available in her vending stock. Students are welcome to attend Sunday to continue beginning tatting skills with some additional beginner patterns.



Tatting, Continuing

Karey Solomon, teacher
Sunday



“Doing the Splits Without Leaving Your Chair!”

The beautiful coasters, Karey's original designs, will be the projects for those past the absolute beginner stage. The coaster on the left uses 3 colors of size 5 thread (one strand is hand-dyed) and two shuttles. This ring-only pattern is a split-ring refresher or a first time experience. The coaster on the right uses a single color of size 5 thread and a large four-hole button. It's a chain-only pattern with NO cut and ties until the end. Students don't need to know how to do split rings or split chains in advance, though they should be very comfortable with rings and chains. The fun is in learning how useful these other skills are and enjoying the result.

Lost Art Lacers Lace Day and Lace Classes

REGISTRATION FORM

To register, please fill out this section and mail with your payment to:

Pat Morris
10 Master Street
Franklin, New Jersey 07416

Name _____ Total Included _____

Email: _____ Phone: _____ [Text? ___Y ___N]

Street Address: _____

City, State, Zip: _____

Saturday = \$35.00

Sunday = \$80.00

Monday= \$80.00

Please double check the days your class will be meeting.

Class Choice #1 _____ Beginner? Yes _____ No _____

Saturday _____ Sunday _____ Monday _____

Class Choice #2 _____ Beginner? Yes _____ No _____

Saturday _____ Sunday _____ Monday _____

Please fill out both choices because class sizes are limited.

Sunday lunch and Monday lunch are included in the fee. Make check payable to Lost Art Lacers. (Full refunds will be given for cancellations prior to February 25, 2023.) Any kit fees are payable to the instructor at the time of the class. For more information, contact Pat Morris, lacemaker.pat@gmail.com, or text or call (973-534-0024).

Please bring a mask because some vendors WILL ask you to wear them.

The Lost Art Lacers reserve the right to cancel the entire Lace Weekend in response to COVID conditions. The notice will be sent to all registrants and will be on the Lost Art Lacers website: <http://www.lostartlacers.org>